



Division 02 **Apparatus and Equipment**

Chapter 37 – Tire Replacement Standards

February 2009

POLICY

This General Order shall set forth a policy and procedure established governing the standard for tire replacement, in order to maintain safe performance and optimum wear.

DEFINITIONS

N/A

PROCEDURES

1. General Guidelines

Tires shall be measured, utilizing a tire tread depth gauge, at the points illustrated on the attached sheet. Use the tread pattern on the attached sheet most similar to the tire tread pattern on the vehicle, if an exact match is not possible. The tread depths shall be measured in the grooves illustrated and at three (3) equally spaced intervals around the circumference of the tire, and then averaged.

Tires not meeting minimum tread depth shall be replaced with new tires as soon as detected.

- Support Vehicles (Utility vehicles and passenger cars)
 - Tires shall not be replaced when tread depth is in excess of 5/32 of an inch.
- Emergency Response Apparatus (Pumpers, ladder trucks, squads, ambulances, special units and brush trucks)

- Tires on the steering axle shall not be replaced when tread depth is in excess of 6/32 of an inch. Steering axle tires shall be equipped with a highway design, minimum of three (3) major grooves or appropriate tread design as approved by the Manager at Apparatus Maintenance.
- Tires on the drive axle shall not be replaced when tread depth is in excess of 4/32 of an inch. Tires installed on the drive axle shall be equipped with a “block” tread design.
- Each axle shall carry the same type of tread pattern.


Damaged tires shall be repaired when the repair leaves the tire in a safe condition. Tires that have been removed due to damage or depth wear will be disposed of by the contract vendor.

REFERENCES


N/A

FORMS/ATTACHMENTS

Tire Tread Depth Measurement Points Sheet



Goodyear G149




Goodyear G286




Goodyear G647



Goodyear G291




Continental HTR




Continental HSR



Goodyear G622



Goodyear G164



Goodyear G124



Goodyear RHD



Continental HDL



Continental HDR



A tire tread depth gauge should be used to measure the tread depths of the tires at the positions indicated above. These measurements should be taken at three equally spaced positions around the circumference of the tire and then averaged. If a picture of the exact tread pattern is not present above, utilize the tread pattern closest to the tire on the vehicle.